



eVOQUA
WATER TECHNOLOGIES







PURELAB® CHORUS SYSTEMS

**SOLUTIONS FOR TYPE II PURE WATER
AND TYPE III GENERAL GRADE WATER**




CONFIGURE YOUR SOLUTION

STEP 1: CHOOSE YOUR SYSTEM

Typical Applications	Select the Impurities You Want to Remove	INTEGRATED PURIFICATION TECHNOLOGY			Your Daily Water Requirements	Your System and Part Number
		Pre-treatment (Carbon & Filtration)	Reverse Osmosis (RO Cartridge)	Ion-exchange (Purification Pack)		
<ul style="list-style-type: none"> • Stills replacement • Buffer preparation • pH solution preparation • Washing/rinsing • All stainless steel • Autoclaves • General chemistry • Spectrophotometry • Feed to Type I & II Polisher 	<ul style="list-style-type: none"> • Inorganics (e.g. calcium, magnesium, sodium, bicarbonate, sulphate) 	Yes	Yes	Yes	Up to 480 l/day (127 USG/day) Equivalent to 20 l/hour	PURELAB® Chorus 2 (RO/DI) Part No. W2T826799* 
	<ul style="list-style-type: none"> • Organics (e.g. pesticides, herbicides, decayed plant & animal tissues) 					
	<ul style="list-style-type: none"> • Particulates (>99% removal of anything $\geq 0.2\mu\text{m}$) 					
	<ul style="list-style-type: none"> • Bacteria (<5 CFU/ml) 					
<ul style="list-style-type: none"> • Glassware rinsing, • Heating baths • Autoclave filling • Hydroponics / plant growth • Cabinets • Steam generators, • Stability chambers • Sterilizer feed • Feed to Type I & II Polishers 	<ul style="list-style-type: none"> • Inorganics (e.g. calcium, magnesium, sodium, bicarbonate, sulphate) 	Yes	Yes	No	Up to 240 l/day (63 USG/day) Equivalent to 10 l/hour	PURELAB Chorus 3 (RO) Part No. W2T826805* 
	<ul style="list-style-type: none"> • Organics (e.g. pesticides, herbicides, decayed plant & animal tissues) 					
Up to four x PURELAB Chorus 2 systems can be configured for a product flow rate of 80 l/hr Up to four x PURELAB Chorus 3 systems can be configured for a product flow rate of 120 l/hr *Fitted with integral potable feed water boost pump	<ul style="list-style-type: none"> • Particulates (>99% removal of anything $\geq 0.2\mu\text{m}$) 	Yes	Yes	No	Up to 480 l/day (127 USG/day) Equivalent to 20 l/hour	Part No. RO320BPM1* 
	<ul style="list-style-type: none"> • Bacteria (<5 CFU/ml) 					Part No. RO330BPM1* 

STEP 2: OPTIMIZE

STEP 3: CHOOSE YOUR WATER STORAGE OPTIONS

Optimize your Running Costs	FEATURES							Working Volume and Part Number
	Configured Remotely to PURELAB® Chorus	Configured on Top of PURELAB Chorus	Configured Underneath PURELAB Chorus	Wall mounting	Floor mounting	Dispense tap (1 supplied, 2nd tap optional)	15mm OD connection Max outlet flow 7 l/min (2 USG)	
<p>Degassing Module Part No. LA775</p> <p>CO₂ removal from the pre-purified water (post RO) increases the life of downstream consumables fitted to PURELAB Chorus 1 or 2</p> <p>Recommended when the CO₂ present in the feedwater is ≥ the conductivity of the pre-purified water (post RO)</p> <p>Technology Note TN034</p>	Yes	Yes	Yes	Yes Part No. W2T826838	Yes	Yes Part No. TAPS 39993	Yes	<p>15 liter (4 USG) Part No. W2T826827</p> 
<p>High Recovery Kit Part No. LA765</p> <p>Recommended in areas where water hardness <25ppm, feeding directly to your application.</p> <p>Technology Note TN035</p>	Yes	Yes	Yes	Yes Part No. W2T826838	Yes	Yes Part No. TAPS 39993	Yes	<p>30 liter (8 USG) Part No. W2T826803</p> 
<p>To download Technology Notes, please visit www.evoqua.com</p>	Yes	No	Yes	<p>60 liter Yes Part No. W2T826870</p> <p>100 liter No</p>	Yes	<p>Yes Part No. TAPS 39993</p>	Yes	<p>60 liter (16 USG) Part No. W2T826828</p> <p>100 liter (26USG) Part No. W2T832886</p> 

STEP 4: CHOOSE THE CONFIGURATION THAT SUITS YOUR LABORATORY



Wall Mounted



PURELAB® Chorus 2 or 3

Configured next to storage reservoir



PURELAB Chorus 2 or 3

With 15 or 30 liter reservoir
configured on top
(floor, bench or wall mounted)



PURELAB Chorus 2 or 3

With 60 liter reservoir
configured underneath
(floor, bench or wall mounted)

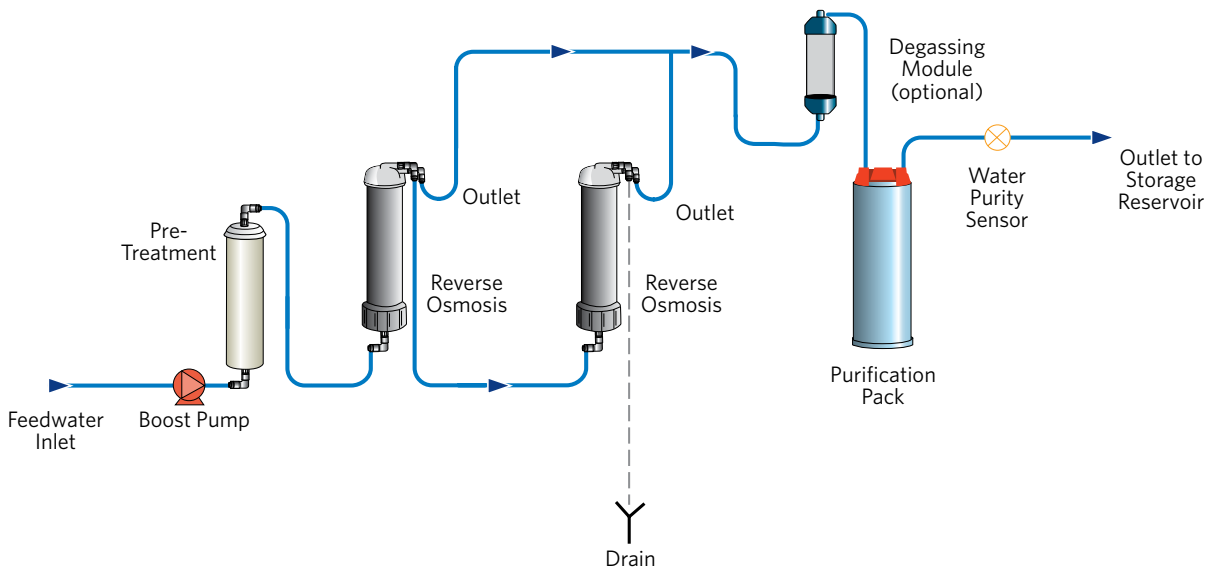


2 x PURELAB Chorus 3

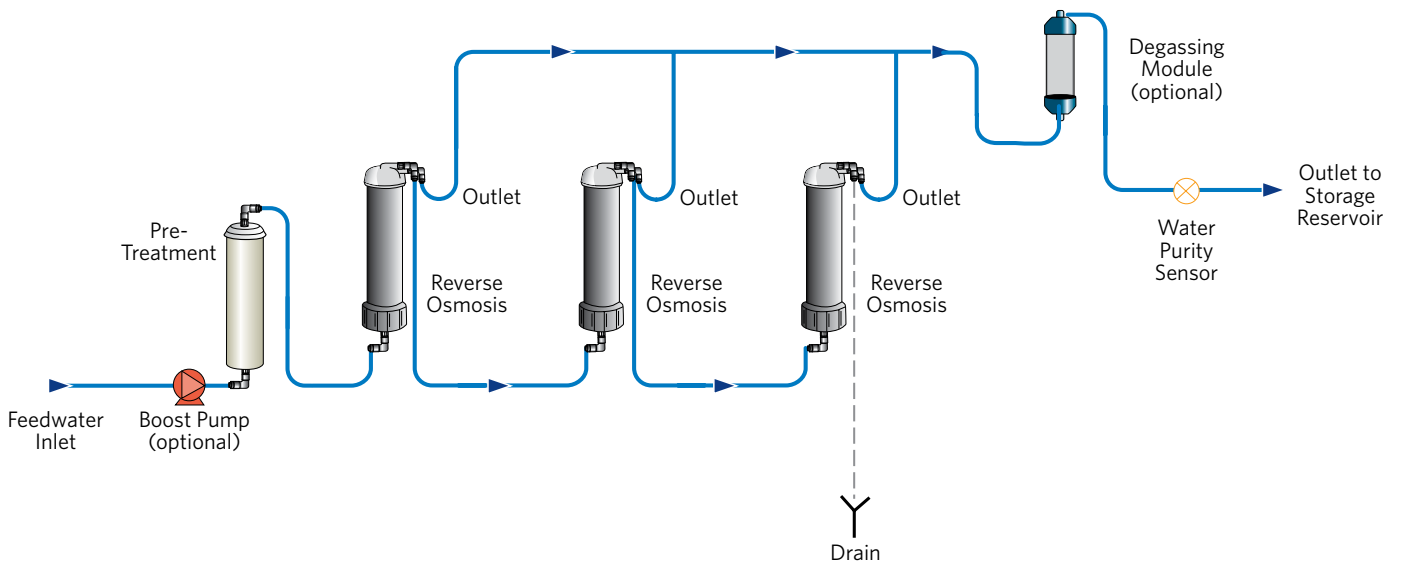
Configured together
(floor, bench or wall mounted)

WHAT'S INSIDE?

PURELAB® Chorus 2 (RO/DI) - Pure Water for General Laboratory Applications



PURELAB Chorus 3 (RO) - General Grade Water for Laboratory Applications





TREATED WATER SPECIFICATIONS

Model	PURELAB® Chorus 2 (RO/DI)	PURELAB Chorus 3 (RO)		
		10 l/hr	20 l/hr	30 l/hr
Nominal output (max)	20 l/hr	10 l/hr	20 l/hr	30 l/hr
Nominal daily output (max)	480 l/24 hour day ¹	240	480	720
		l/24 hour day ¹	l/24 hour day ¹	l/24 hour day ¹
Inorganics @ 25°C	1 to >10 MΩ-cm	>95% rejection		
Organics (MW>200 Dalton)	>99% rejection	>99% rejection		
Total organic carbon (TOC)	<30 ppb ²	<50 ppb ²		
Bacteria	<5 CFU/ml ²	<5 CFU/ml ²		
pH	Effectively neutral	Effectively neutral		
Particles	>99% rejection	>99% rejection		
Purification pack capacity	Liters to 1MΩ-cm = 90,000/(μS/cm + (2.3 x ppm CO ₂))	-		

¹ Standard conditions are 4 bar (58 psi) inlet pressure at 15 degree C (59 deg. F), fed with potable water and a clean pre-treatment cartridge. Refer to flow tables outside these conditions. ² Subject to correct operating and maintenance procedures.

DIMENSIONS AND WEIGHTS

Dimensions	Height minimum 435mm (17.1"), Width 375mm (15"), Depth 340mm (13.5")			
Weight with internal boost pump	20kg (44lb)	17kg (37lb)	18kg (40lb)	19kg (42lb)

FEEDWATER REQUIREMENT

Model	PURELAB® Chorus 2 (RO/DI)	PURELAB Chorus 3 (RO)
Source - originally from potable supply, then pre-treated	Potable mains water supply	
Fouling index (max)	10	
Conductivity	<2000 µS/cm ³	
Free Chlorine (max)	0.5 ppm	
Heavy Metals (max)	0.05 ppm	
Silica	30 ppm	
Temperature	1 - 35°C	
Flow rate (maximum requirement)	100 l/hr (27 USG)	100 l/hr (27 USG)
Drain requirements (gravity fall with air gap) Maximum during service	80 l/hr (21 USG)	80 l/hr (21 USG)
Feedwater pressure		
Maximum - with internal boost pump	2.0 bar (30 psi) ⁴	
Minimum - with internal boost pump	0.5 bar (7.5 psi)	

³ Deionization cartridge life may vary with feedwaters >1400 µS/cm. ⁴ Fit LA652 Regulator where feedwater pressure exceeds specified limits.

ELECTRICAL REQUIREMENTS

Mains Input	100 - 240V AC, 50 - 60Hz all models
System voltage	24V DC
Power consumption during peak demand	60VA
Noise level	<45 dBA

RESERVOIR DIMENSIONS

W2T826827 - 15ltr Storage Reservoir	Height 470mm, Width 376mm, Depth 340mm
W2T826803 - 30ltr Storage Reservoir	Height 660mm, Width 376mm, Depth 340mm
W2T826828 - 60ltr Storage Reservoir	Height 570mm, Width 532mm, Depth 522mm
W2T832886 - 100ltr Storage Reservoir	Height 806mm, Width 532mm, Depth 523mm



210 Sixth Avenue, Suite 3300, Pittsburgh, PA 15222

+1 (800) 466-7873 (toll-free) +1 (978) 614-7233 (toll) www.evoqua.com

ELGA is the global laboratory water brand name of Veolia.
ELGA and PURELAB are registered trademarks of VWS (UK) Ltd.

All information presented herein is believed reliable and in accordance with accepted engineering practices. Evoqua makes no warranties as to the completeness of this information. Users are responsible for evaluating individual product suitability for specific applications. Evoqua assumes no liability whatsoever for any special, indirect or consequential damages arising from the sale, resale or misuse of its products.



© 2017 Evoqua Water Technologies LLC Subject to change without notice HPS-ELG-CHORUS-2-3-0717